© 09/2010 ALL RIGHTS RESERVED. Technical changes possible. No liability for misprints.

# Installation Manual Double DIN Kit

Part-No.: 381292-03

## • Suzuki Swift 2010->

Compatible with double DIN devices

**Double DIN navigation**




Double DIN Kit contents

- (1) Facia Plate
- (2) Mounting Bracket (left)
- (3) Mounting Bracket right

# Installation Manual Double DIN Kit



1. Suzuki Swift OEM head unit



2. Lift up air vent unit (see arrows)



3. Unclip OEM head unit (see arrows)





4. Remove OEM head unit



5. Mount brackets to double DIN head unit

   Connect all required harness and circuit points. Fix head unit on dash board

   Push facia plate over head unit to finish installation

*All installation work must be performed by a qualified professional installer only.*
*The manufacturer / dealer is not liable for any kind of incidential or indirect damages.*