MULTILEAD

Artikel-Nr. | part-no.
42arc100

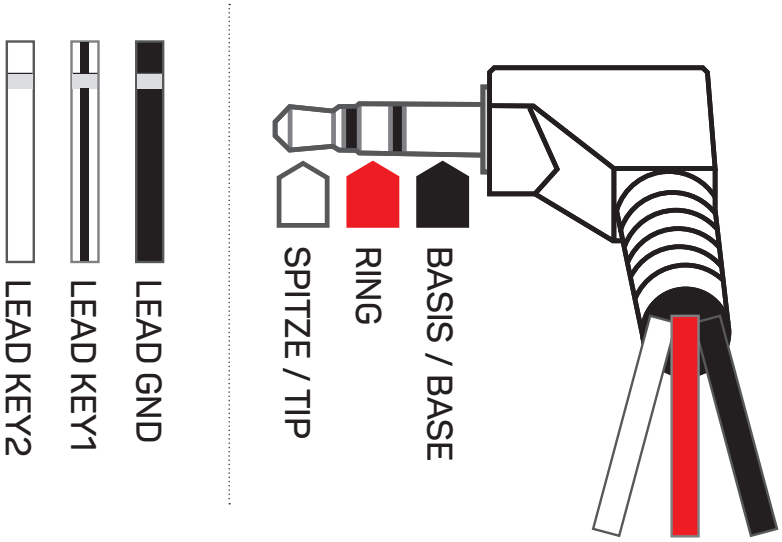



Sachgemäße Installation unter Beachtung dieser Einbauanleitung erforderlich. Achten Sie auf korrekte Anschlüsse. Verlegen Sie die Kabel so, dass Sie weder geknickt, gequetscht oder beschädigt werden können. Sorgen Sie dafür, dass sich die Kabel nicht in Gegenständen verfangen können.

Wir können keine Haftung für Schäden übernehmen, welche durch unsachgemäße Installation oder Nutzung verursacht wurden. Verwenden Sie darum ausschließlich das mitgelieferte Montagematerial.

Technische Änderungen vorbehalten, alle Angaben ohne Gewähr.

An appropriate installation in observance of these operating instructions is necessary. Please make sure the wiring is arranged so it is not bended or crimped due to the risk of cable break. Make sure that all connections are correct. Route the cable away from moving parts, do not allow the cable to be entangled, pinched or damaged in any way.

We will not be liable for damage due to improper installation or utilization. Use the specified accessory parts to prevent product failure.

Subject to technical modifications; no responsibility is accepted for the accuracy of this information.

MULTILEAD



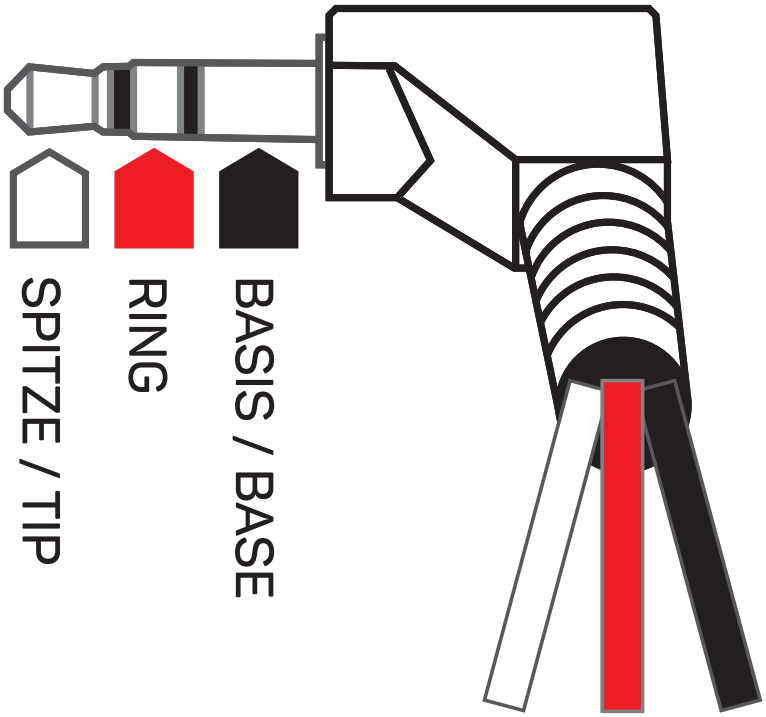

„China“ Headunits (42arc000)



1 GND
2 KEY 2
3 NC
4 KEY 1

Kabelseite
cable side

DIP Schalter / switches
cx401: OFF/ON/OFF

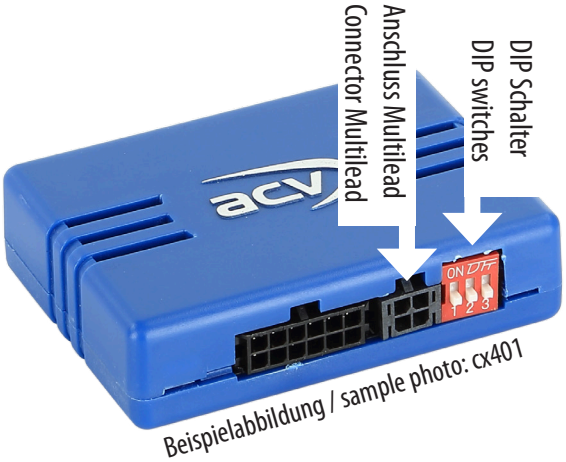

ALPINE (42arc101)

DIP Schalter / switches
cx401: OFF/ON/OFF



1 BASIS / BASE
2 NC
3 NC
4 SPITZE / TIP

Kabelseite

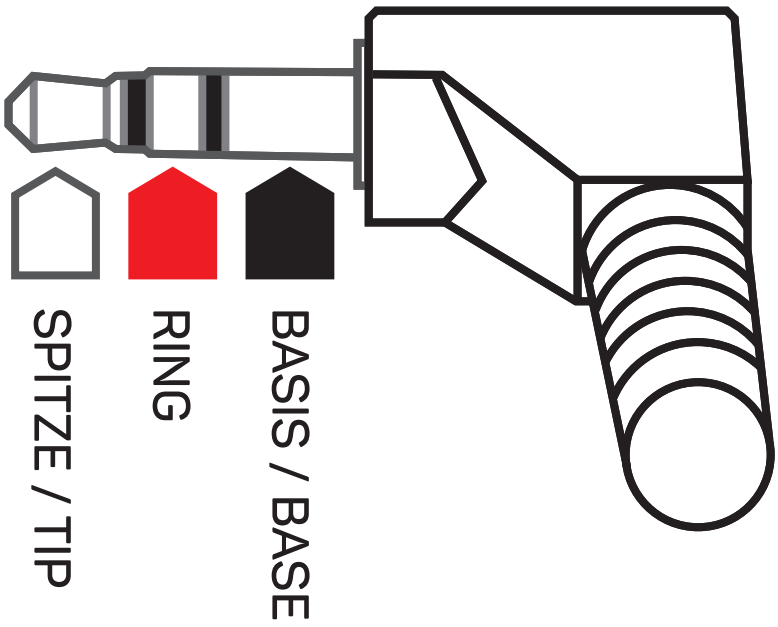

CLARION / JVC (42arc104)

DIP Schalter / switches
cx401: ON/ON/OFF



1 RING
2 NC
3 NC
4 SPITZE / TIP

Kabelseite

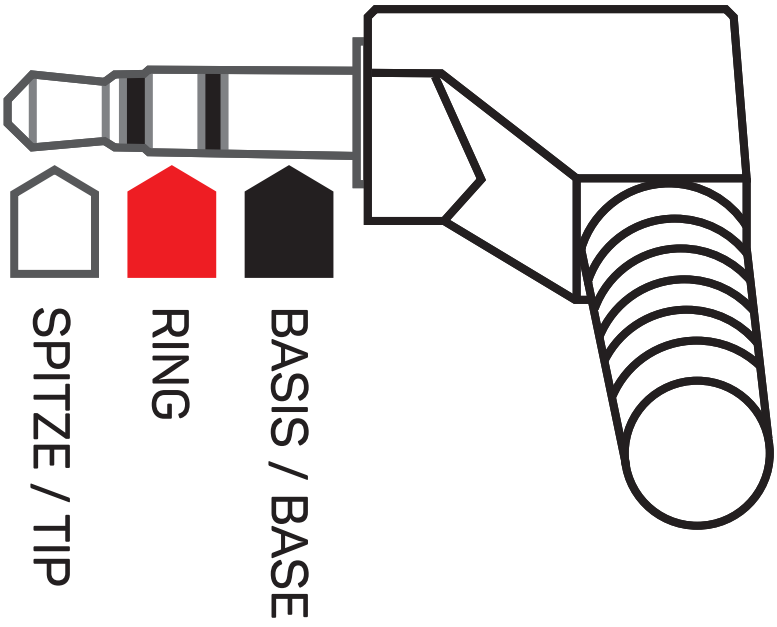

MULTILEAD



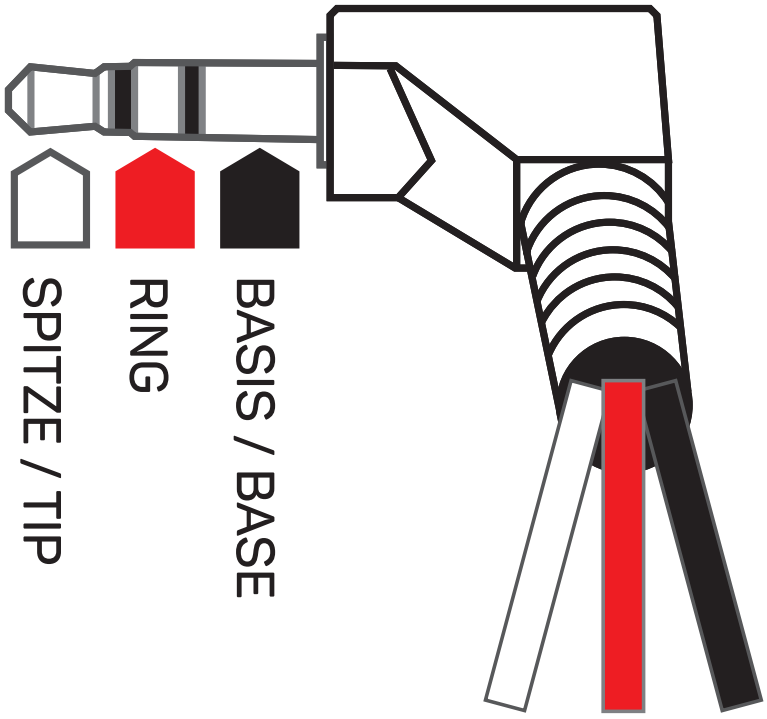

KENWOOD lead (42arc105)



1 NC
2 NC
3 NC
4 LEAD

Kabelseite
cable side

DIP Schalter / switches
cx401: ON/ON/ON



PIONEER/SONY lead (42arc107)

DIP Schalter / switches
cx401: OFF/ON/ON



1 BASIS / BASE
2 NC
3 NC
4 SPITZE / TIP

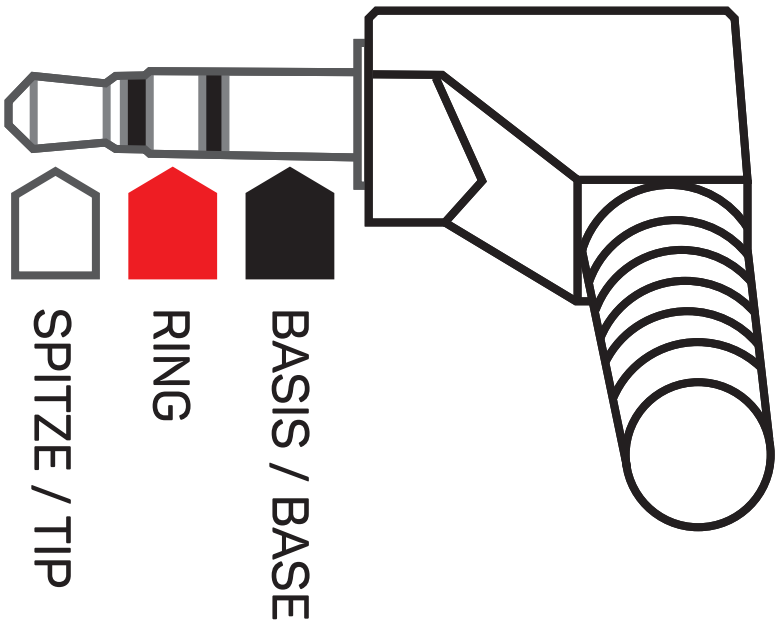

Kabelseite
cable side

DIGTAL DYNAMIC/ ZENEC (42arc108)

DIP Schalter / switches
cx401: OFF/OFF/ON



1 NC
2 NC
3 NC
4 LEAD



Kabelseite
cable side